

Isle au Haut Boat Services

Isle au Haut Boat Services operates scheduled ferry service to Isle au Haut from Stonington.

Service Description and Fares

Ferry service between Stonington and the unbridged community of Isle au Haut is operated six days per week during the fall, winter and spring seasons and seven days per week during the peak summer season. During the peak season there are four daily runs Monday through Saturday and two on Sundays. During the off-peak months there are three daily runs Monday-Wednesday-Friday and two daily runs Tuesday-Thursday-Saturday.

Select fare information is shown in Table 1 below.

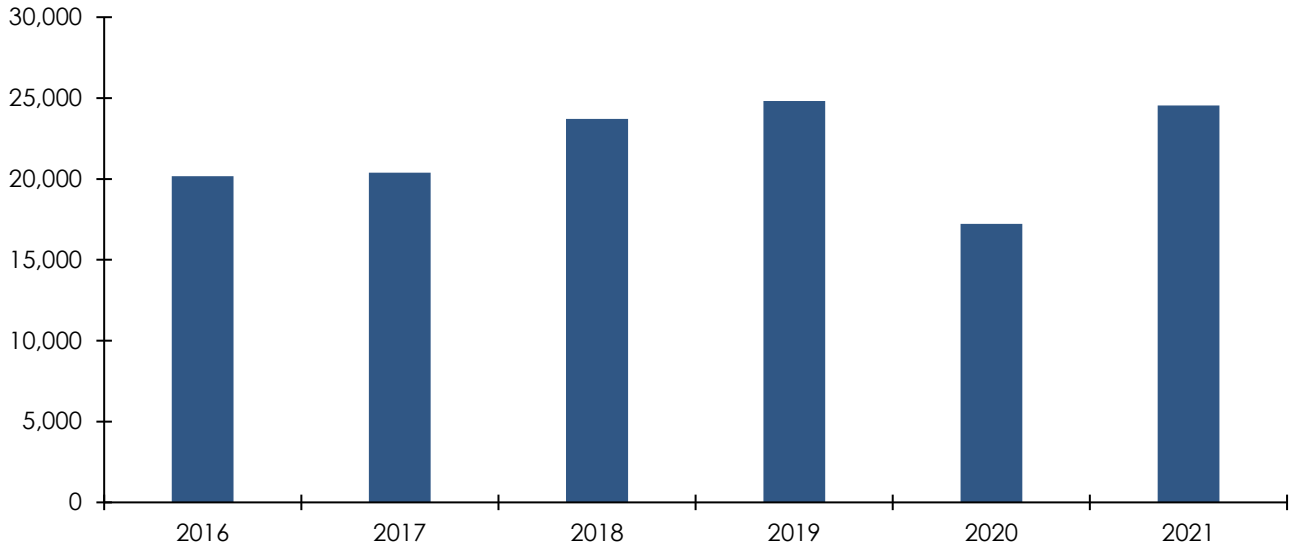
Table 1 **Fare Information**

General	
One Way Adult	\$22.00
One Way Under 12	\$11.00
Passenger Bicycle—One Way	\$15.00

Ridership

Total ridership for 2016 through 2021 is shown in Figure 1. From 2016 through 2019, ridership rose from approximately 20,000 to 25,000. Ridership declined in 2020 to just over 17,000, before increasing again to the pre-COVID peak of nearly 25,000 in 2021 and 2022.

Figure 1 Isle au Haut Boat Services Annual Unlinked Trips (2016–2021)



Modal Operating Characteristics

Revenue miles and revenue hours are shown in Figure 2 and Figure 3. From 2016 through 2020, revenue miles and revenue hours held steady at approximately 13,000 and 1,600 respectively. In 2021, revenue miles dropped to just over 10,000, while revenue hours dropped to approximately 1,100. In 2022 revenue miles and revenue hours returned to pre-COVID levels.

Figure 2 Isle au Haut Boat Services Vehicle Revenue Miles (2016–2021)

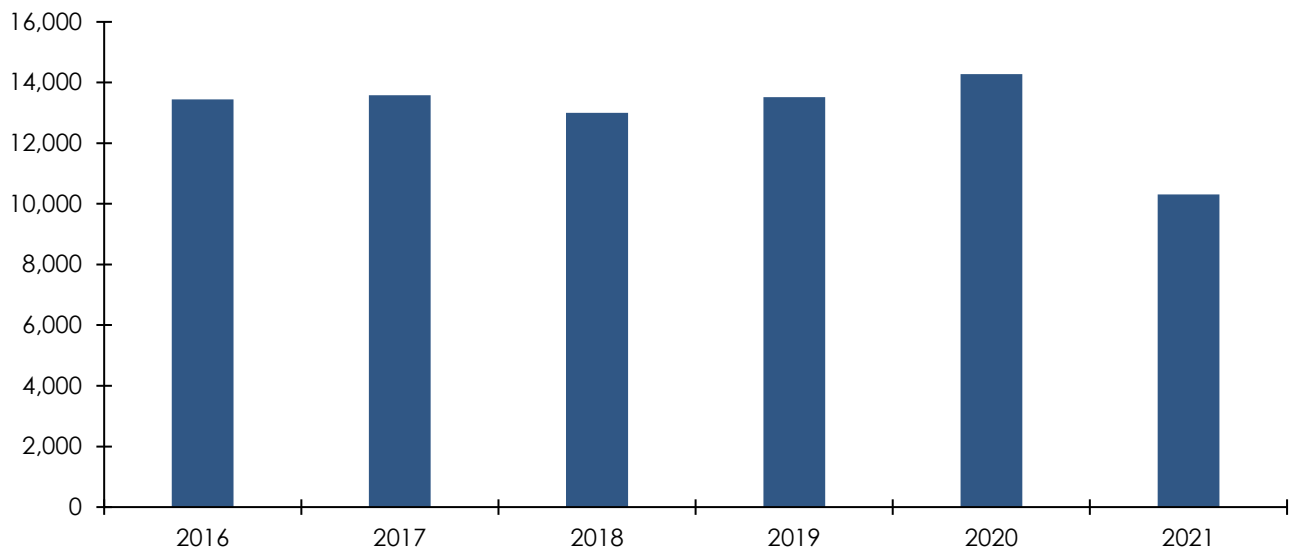
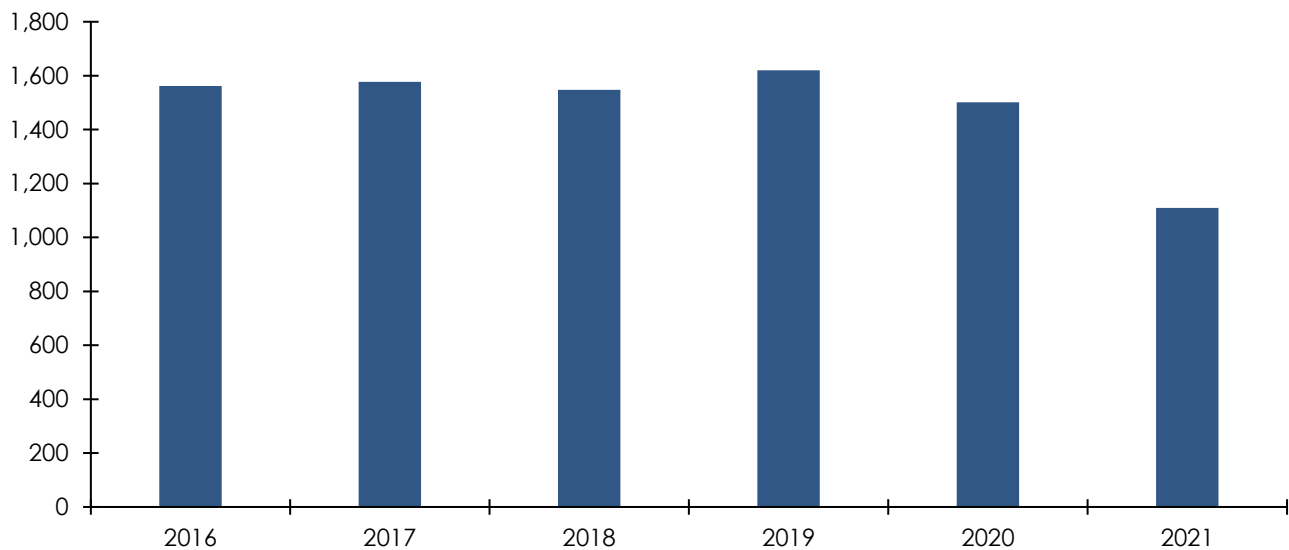


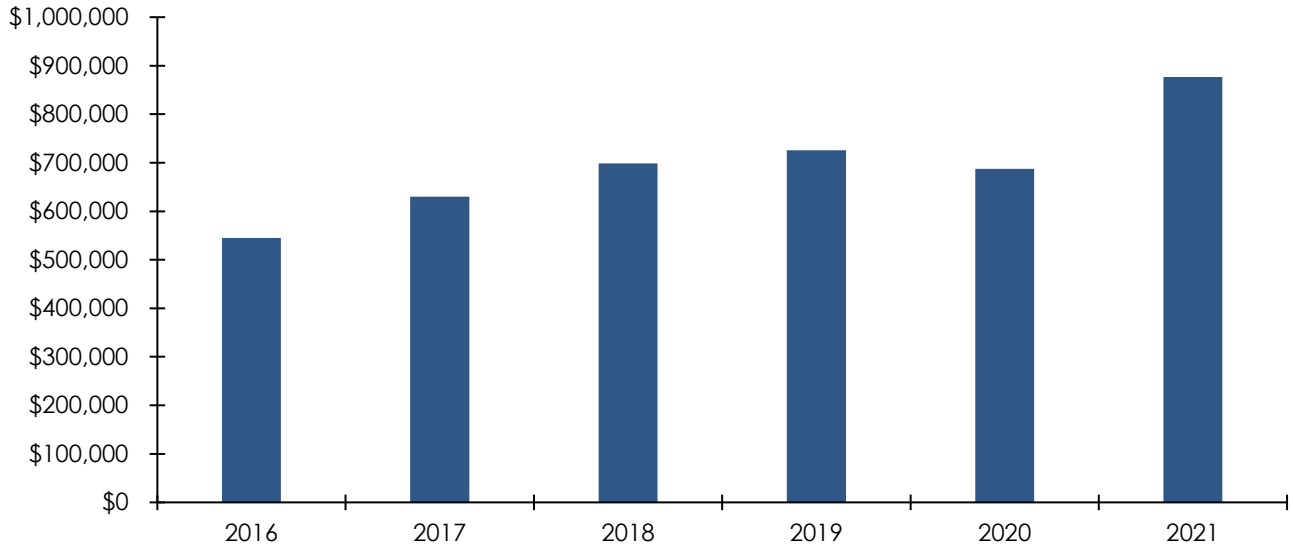
Figure 3 Isle au Haut Boat Services Revenue Hours (2016–2021)



Budget Metrics

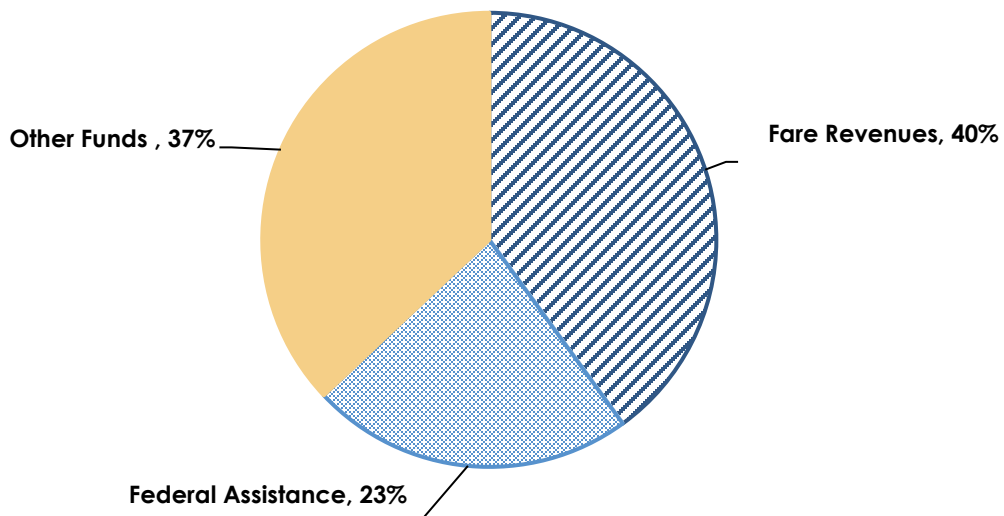
Annual operating expenses for 2016 through 2021 are shown in Figure 4. From 2016 through 2019, operating expenses rose from approximately \$545,000 to \$725,000. Following a decline in 2020, operating expenses rose to a high of nearly \$900,000 in 2021 and 2022.

Figure 4 Isle au Haut Boat Services Operating Expenses (2016–2021)



The breakdown of operating expense funding sources for 2020 is shown in Figure 5. In 2020, funding sources were largely split between fare revenues (40 percent) and Other Funds (37 percent). Remaining funding was comprised of federal assistance (23 percent).

Figure 5 Isle au Haut Boat Services Operating Funding Sources (2020)



Service efficiency metrics are shown in Figure 6 and Figure 7. Vehicle revenue mile operating expenses rose from \$40.00 to over \$50.00 in 2018 and 2019. Following a drop in 2020, these figures rose to a high of \$85.00 in 2021. Vehicle revenue hour operating expenses increased between 2016 and 2021 to a high of nearly \$800.

Figure 5 Isle au Haut Boat Services Operating Expenses per Vehicle Revenue Mile (2016–2021)

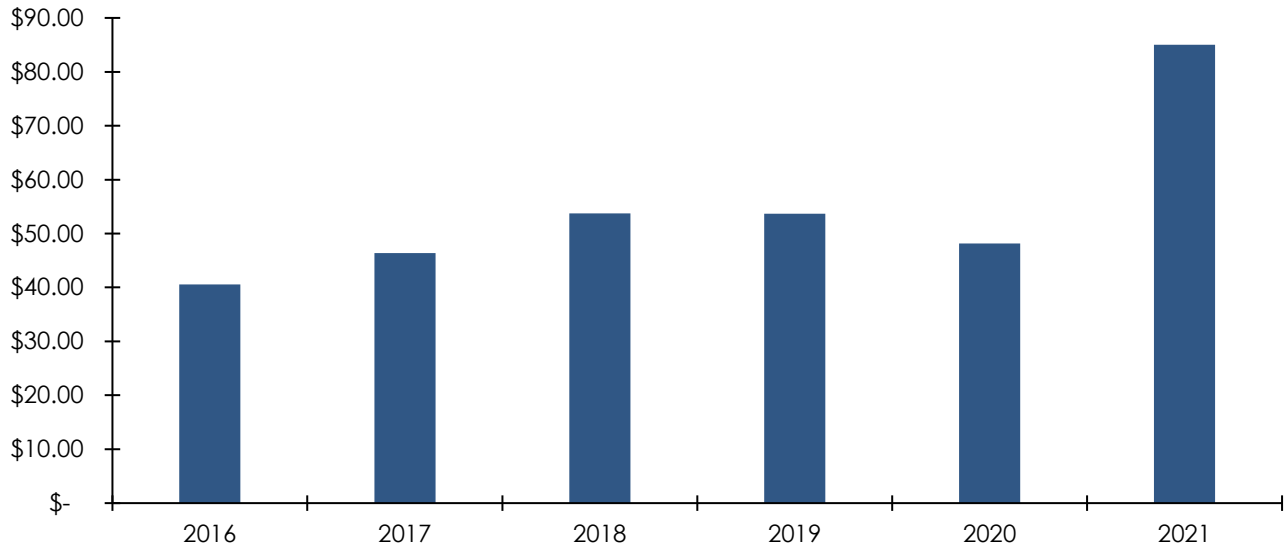
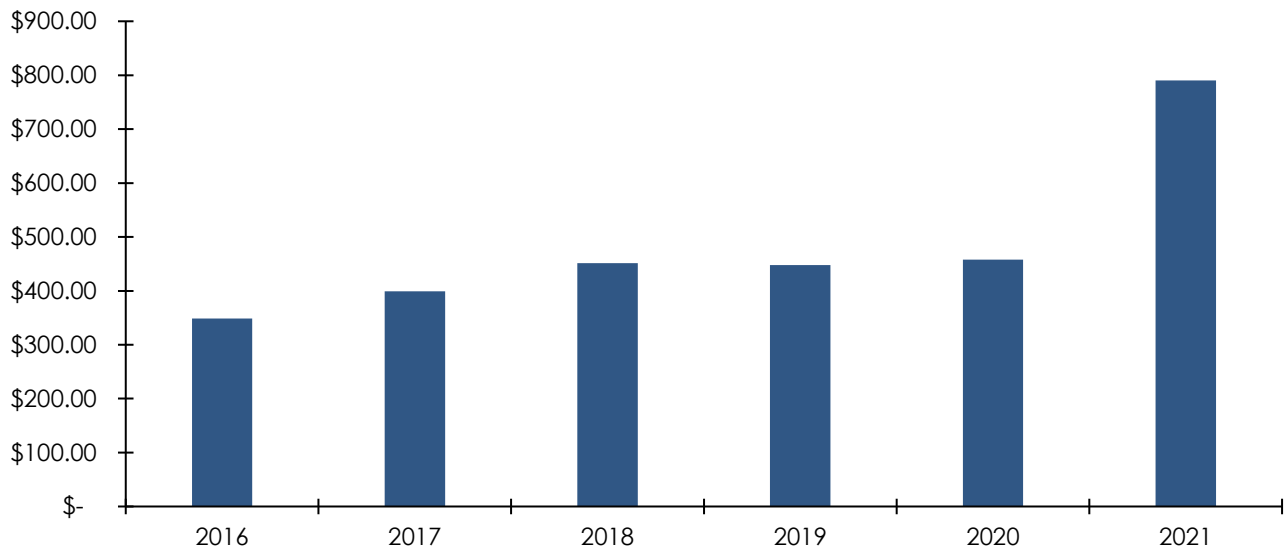
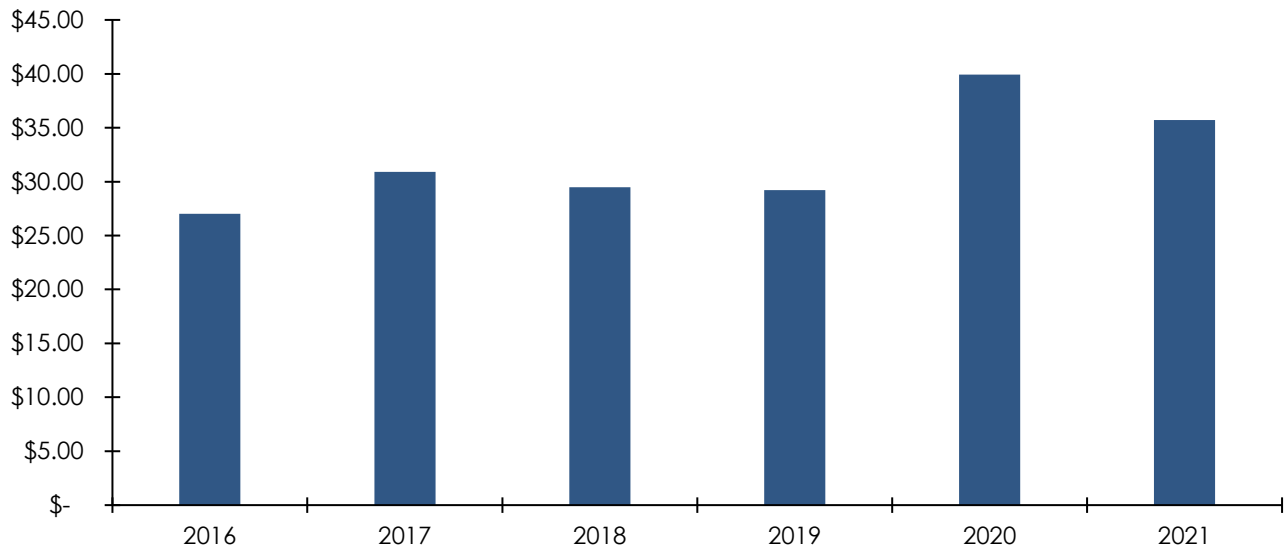


Figure 6 Isle au Haut Boat Services Operating Expenses per Vehicle Revenue Hour (2016–2021)



Operating expenses per unlinked passenger trip are shown in Figure 8. From 2016 to 2019, per passenger operating expenses remained around approximately \$30.00. In 2020, per passenger operating expenses increased to nearly \$40.00 before dropping back to just over \$35.00 in 2021.

Figure 7 Isle au Haut Boat Services Operating Expenses per Unlinked Passenger Trip (2016–2021)



Organizational Management Structure

Management of Isle au Haut Boat Services is comprised of:

- » Board President (General Manager)
- » Senior Captain (Operations Manager)

Asset Management

Transit asset management of Isle au Haut Boat Services is conducted through the Maine Tier II Transit Asset Management Plan for rural transit agencies. In 2020, the Isle au Haut Boat Services fleet utilized for maximum service consisted of:

- » 2 ferryboats